HSLS & HSLS-SE Type: Low Pressure Drop, Straight line Silencer. 18dB(A) Insertion Loss.

AXIAL INLET & AXIAL OUTLET VERSIONS

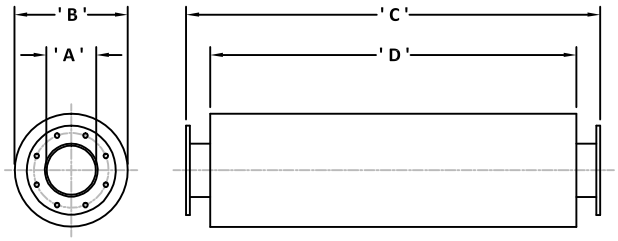

Silencer Part Number	'A'	'B'	'C'	'D'	Wt. (kg)
HSLS 025 (F & S)	25.4	76.0	460.0	390.0	2.0
HSLS-038 (F & S)	38.1	115.0	650.0	580.0	4.2
HSLS 050 (F & S)	50.8	115.0	800.0	720.0	6.0
HSLS 063 (F & S)	63.5	140.0	800.0	720.0	7.0
HSLS 075 (F & S)	76.2	152.0	820.0	720.0	10.5
HSLS 090 (F & S)	88.9	178.0	1000.0	850.0	16.5
HSLS 1 00 (F & S)	101.6	230.0	1000.0	850.0	22.0
HSLS 125 (F)	127.0	310.0	1000.0	850.0	34.0
HSLS 150 (F)	152.4	360.0	1295.0	1145.0	51.0
HSLS 175 (F)	177.8	360.0	1295.0	1145.0	52.0
HSLS 200 (F)	203.2	410.0	1575.0	1425.0	70.0
HSLS 225 (F)	228.6	410.0	1575.0	1425.0	75.0
HSLS 250 (F)	254.0	460.0	1880.0	1730.0	150.0
HSLS 300 (F)	304.8	560.0	2490.0	2290.0	222.0
HSLS 350 (F)	355.6	560.0	2490.0	2290.0	245.0
HSLS 400 (F)	406.4	660.0	2745.0	2545.0	348.0
HSLS 450 (F)	457.2	660.0	2945.0	2745.0	369.0
HSLS 500 (F)	508.0	760.0	2945.0	2745.0	390.0
HSLS 550 (F)	558.8	760.0	3455.0	3255.0	405.0
HSLS 600 (F)	609.6	810.0	3855.0	3655.0	415.0

'S' denotes B.S.P. Screwed versions are available as standard.
'F' denotes Flanged Versions are available in BS 10 Table 'D' drillings as standard.
All the dimensions and weights given are approximate and may vary under manufacturing conditions.
All dimensions and weights given are not binding and may change without prior warning.
Larger sizes are available upon request as well as bespoke design and manufacture.
All units can be installed vertically or horizontally without detriment acoustically.

RADIAL INLET & AXIAL OUTLET VERSIONS

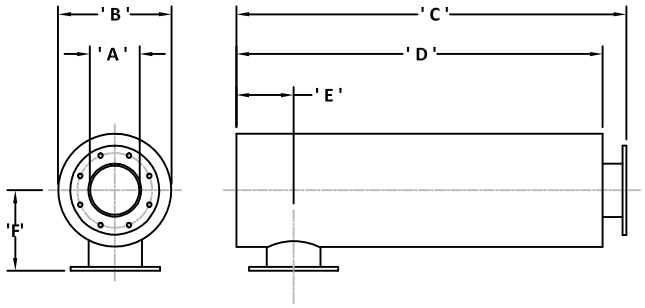

Silencer Part Number	'A'	'B'	'C'	'D'	'E'	'F'	Wt. (kg)
HSLS-SE 025 (F & S)	25.4	76.0	420.0	390.0	38.0	78.0	1.60
HSLS-SE 038 (F & S)	38.1	115.0	620.0	580.0	57.0	93.0	3.40
HSLS-SE 050 (F & S)	50.8	115.0	760.0	720.0	57.0	98.0	5.50
HSLS-SE 063 (F & S)	63.5	140.0	760.0	720.0	57.0	110.0	6.40
HSLS-SE 075 (F & S)	76.2	152.0	770.0	720.0	76.0	126.0	9.20
HSLS-SE 090 (F & S)	88.9	178.0	925.0	850.0	89.0	164.0	15.0
HSLS-SE 1 00 (F & S)	101.6	230.0	925.0	850.0	115.0	190.0	20.0
HSLS-SE 125 (F)	127.0	310.0	925.0	850.0	153.0	228.0	31.0
HSLS-SE 150 (F)	152.4	360.0	1220.0	1145.0	180.0	253.0	46.0
HSLS-SE 175 (F)	177.8	360.0	1220.0	1145.0	180.0	253.0	47.0
HSLS-SE 200 (F)	203.2	410.0	1500.0	1425.0	205.0	278.0	64.0
HSLS-SE 225 (F)	228.6	410.0	1500.0	1425.0	205.0	278.0	68.0
HSLS-SE 250 (F)	254.0	460.0	1805.0	1730.0	230.0	303.0	142.0
HSLS-SE 300 (F)	304.8	560.0	2390.0	2290.0	283.0	380.0	215.0
HSLS-SE 350 (F)	355.6	560.0	2390.0	2290.0	283.0	380.0	227.0
HSLS-SE 400 (F)	406.4	660.0	2645.0	2545.0	380.0	430.0	335.0
HSLS-SE 450 (F)	457.2	660.0	2845.0	2745.0	380.0	430.0	350.0
HSLS-SE 500 (F)	508.0	760.0	2845.0	2745.0	380.0	480.0	375.0
HSLS-SE 550 (F)	558.8	760.0	3355.0	3255.0	460.0	558.0	395.0
HSLS-SE 600 (F)	609.6	810.0	3755.0	3655.0	460.0	558.0	405.0

All units are manufactured from mild carbon steel to BS-EN 10025 S275JR or equal.
The standard external protection is one coat heat resisting aluminium paint suitable for elevated temperatures. Alternative finishes including such processes as Aluminium/Zinc metal spray and galvanizing are available at extra cost, if required.
Alternative materials of construction are available if required. These include stainless steel Types 321, 316, 316L, 304 304L as well as Corten A & B, Monel & Brass
All units are supplied with drain points.

TYPICAL INSERTION LOSS FIGURES FOR HSLS & HSLS-SE TYPE UNITS (Not Binding)

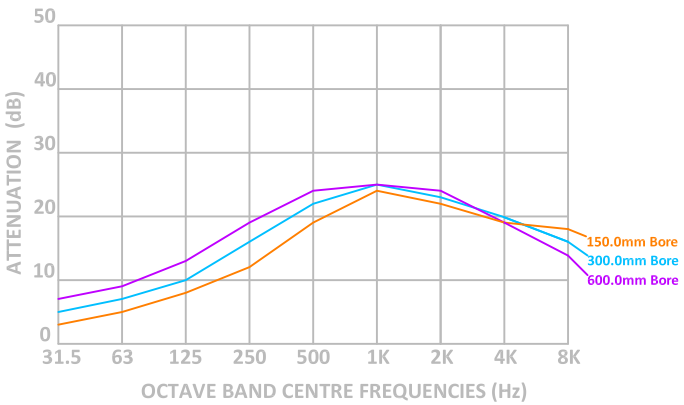

The HSLS & HSLS-SE (Side-Entry) type, standard exhaust gas silencer is a simple energy converter utilizing the exhaust gas acoustic energy to excite individual fibres of different lengths in the acoustic infill to create friction resulting in heat energy which is then dissipated to the outer silencer casing or into the exhaust gas flow. The design also inadvertently uses the Helmholtz principle to increase the insertion loss to approximately 18db(A) give a silencer with a low pressure drop and good capabilities at 250 hertz and greater.
It can be used singularly, as a stand alone product in applications such as irrigation pumps, small power packs and similar installations where the minimum amount of noise reduction is not considered problem to local surroundings. Due to the effect on the higher frequencies this design is mainly used a secondary or terminal silencer for the low frequency biased expansion/reflective primary silencers types HP,HPA,HPRA & HPAA. The HSLS silencer can be close coupled or remotely mounted in the exhaust gas line to reduce exhaust gas noise levels to much lower acoustic levels.
With additional modifications the silencer design can be used for steam, gas or air low and medium pressure vent or discharge applications.Under the same circumstances the equipment can also be modified for use in air intake applications for most prime movers.
Consult PGS Engineering Staff for further details prior to order.